

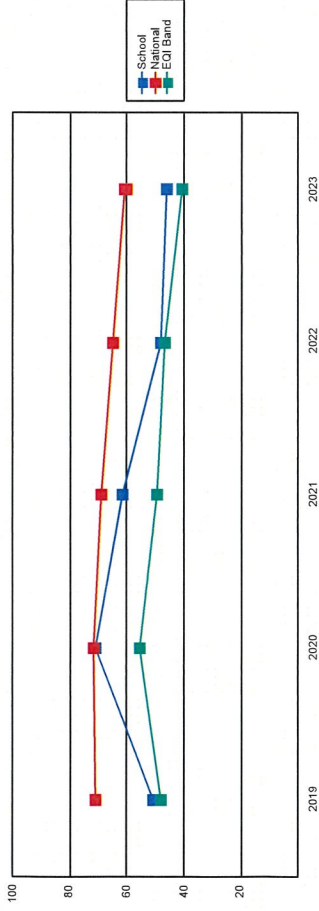
Achievement in NCEA and UE: Tamatea High School

PR2 - Enrolment Based Cumulative Overall Results


Tamatea High School

Academic Year	Year 11 NCEA L1	Year 12 NCEA L2	Year 13 NCEA L3	Year 13 UE
2019	50.7	77.8	59.6	23.4
2020	71.2	83.3	81.5	22.2
2021	61.4	69.5	62.5	12.5
2022	47.8	66.0	38.5	15.4
2023	45.9	68.5	52.5	15.0

Year 11 - NCEA Level 1



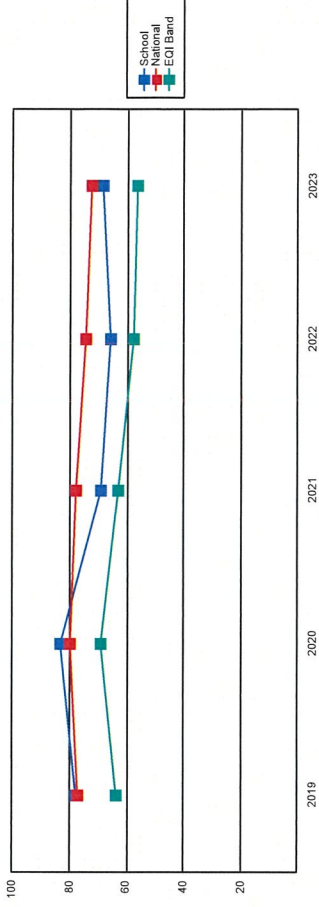
Year 13 - NCEA Level 3



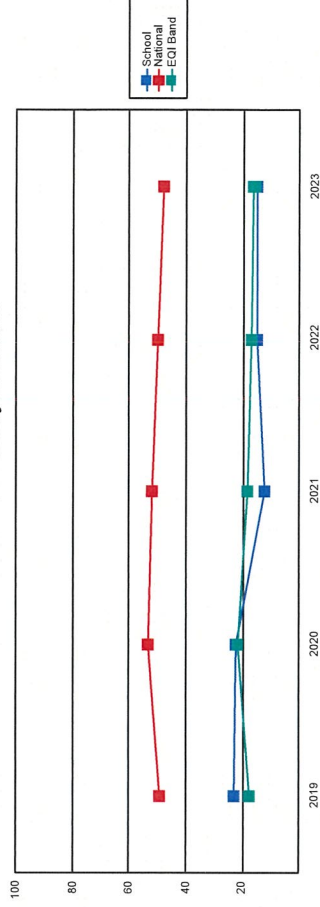
National

Academic Year	Year 11 NCEA L1	Year 12 NCEA L2	Year 13 NCEA L3	Year 13 UE
2019	70.6	77.5	67.3	49.3
2020	71.8	80.1	72.1	53.4
2021	69.2	77.9	70.5	51.9
2022	64.9	74.9	68.2	50.3
2023	60.5	72.5	66.8	48.2

Year 12 - NCEA Level 2



Year 13 - University Entrance



Most Socioeconomic Barriers (School Equity Index Band)

Academic Year	Year 11 NCEA L1	Year 12 NCEA L2	Year 13 NCEA L3	Year 13 UE
2019	70.6	77.5	67.3	49.3
2020	71.8	80.1	72.1	53.4
2021	69.2	77.9	70.5	51.9
2022	64.9	74.9	68.2	50.3
2023	60.5	72.5	66.8	48.2

Achievement in NCEA and UE: Tamatea High School

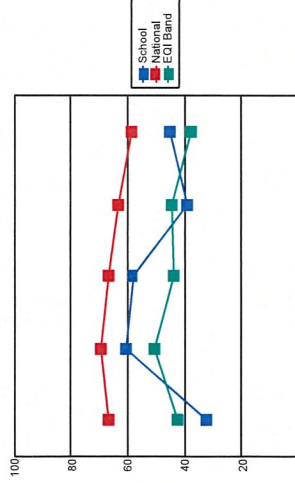
PR2 - Enrolment Based Cumulative Results by Gender

Generated 10-Feb-2024


Most Socioeconomic Barriers (School Equity Index Band)

Academic Year	Tamatea High School				National			
	Year 11 NCEA L1	Year 12 NCEA L2	Year 13 NCEA L3	Year 13 UE	Year 11 NCEA L1	Year 12 NCEA L2	Year 13 NCEA L3	Year 13 UE
Male								
2019	32.4	93.8	58.8	17.6	66.5	74.7	62.3	42.2
2020	60.6	70.4	80.0	10.0	69.6	77.8	68.5	46.8
2021	58.3	76.9	52.2	8.7	67.0	76.0	66.8	45.5
2022	39.3	54.5	33.3	13.3	63.4	73.3	65.6	44.9
2023	45.0	53.6	62.5	12.5	58.8	70.9	63.7	42.4
Female								
2019	70.6	69.0	60.0	26.7	74.9	80.2	71.9	55.8
2020	81.8	96.3	82.4	29.4	74.1	82.4	75.5	59.6
2021	63.6	65.6	76.5	17.6	71.5	79.8	74.0	57.7
2022	53.8	75.0	41.7	16.7	66.5	76.6	70.5	55.3
2023	46.6	84.6	45.8	16.7	62.3	74.1	69.6	53.5

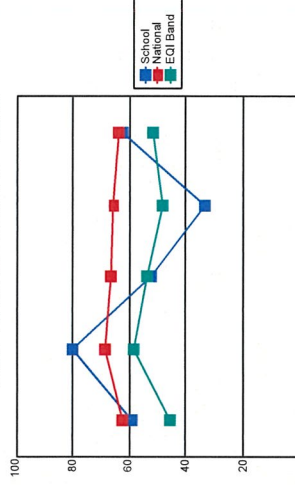
Year 11 NCEA Level 1 - Male



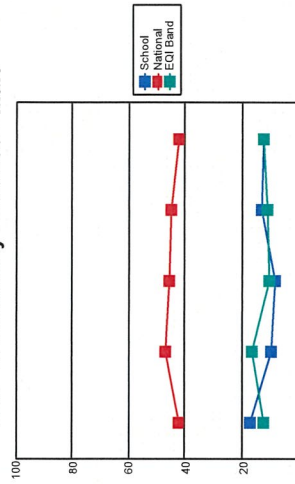
Year 12 NCEA Level 2 - Male



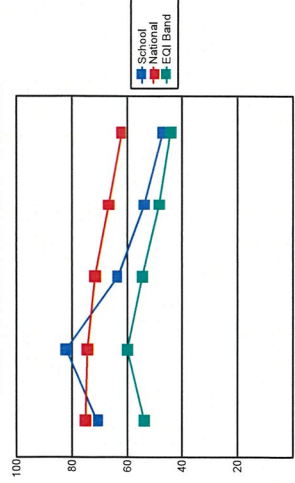
Year 13 NCEA Level 3 - Male



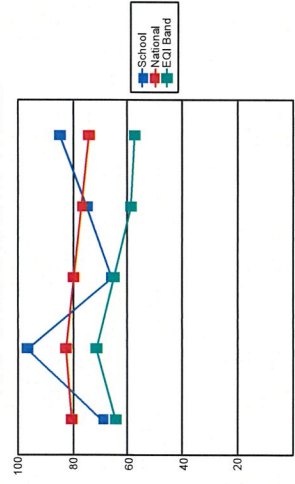
Year 13 University Entrance - Male



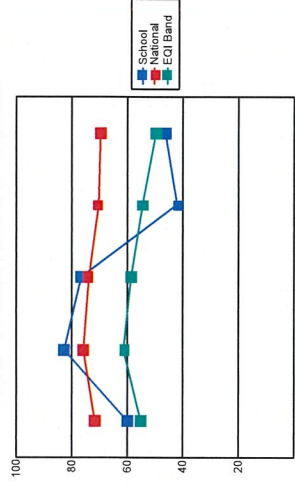
Year 11 NCEA Level 1 - Female



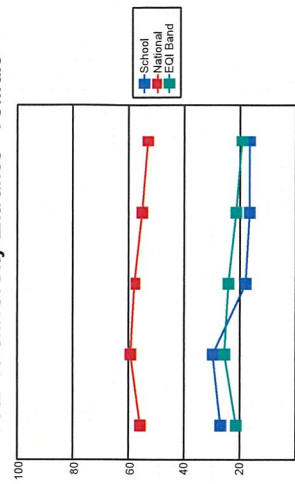
Year 12 NCEA Level 2 - Female



Year 13 NCEA Level 3 - Female



Year 13 University Entrance - Female



Achievement in NCEA and UE: Tamatea High School													Generated 10-Feb-2024		
PR2 - Enrolment Based Cumulative Results by Ethnicity															
Tamatea High School															
Academic Year	Year 11			Year 12			Year 13			National			Most Socioeconomic Barriers (School Equity Index Band)		
	NCEA L1	NCEA L2	NCEA L3	NCEA L1	NCEA L2	NCEA L3	NCEA L1	NCEA L2	NCEA L3	Year 11 NCEA L1	Year 12 NCEA L2	Year 13 NCEA L3	Year 11 NCEA L1	Year 12 NCEA L2	Year 13 NCEA L3
Asian															
2019	100.0	100.0		73.9	78.3	71.3	59.3	70.7	73.3	60.6	29.6	70.7	73.3	60.6	29.6
2020	100.0	100.0	100.0	73.1	80.0	76.5	64.1	74.1	81.3	72.2	36.7	74.1	81.3	72.2	36.7
2021	100.0	100.0	100.0	70.0	81.1	76.2	63.4	71.3	71.0	65.3	33.3	71.3	71.0	65.3	33.3
2022	60.0			65.9	76.0	73.6	61.3	64.2	73.1	64.1	35.0	64.2	73.1	64.1	35.0
2023	40.0	62.5	66.7	58.6	70.1	69.2	56.0	48.1	52.8	55.2	22.4	48.1	52.8	55.2	22.4
European															
2019	51.9	80.0	65.0	76.0	81.1	70.8	55.1	52.7	68.3	52.1	23.6	52.7	68.3	52.1	23.6
2020	63.0	78.9	75.0	75.8	83.2	74.6	59.0	55.1	71.6	54.7	27.7	55.1	71.6	54.7	27.7
2021	64.0	68.0	50.0	74.0	81.2	73.2	57.2	49.5	65.9	52.6	20.1	49.5	65.9	52.6	20.1
2022	46.2	66.7	31.3	69.7	79.4	71.6	56.0	49.6	61.8	49.8	16.7	49.6	61.8	49.8	16.7
2023	52.2	59.1	55.0	66.2	77.4	70.5	54.0	47.0	62.1	50.6	17.8	47.0	62.1	50.6	17.8
Māori															
2019	52.6	70.0	48.0	57.7	68.9	55.1	29.9	46.6	62.5	47.1	14.2	46.6	62.5	47.1	14.2
2020	75.0	85.7	81.8	60.8	71.9	60.7	34.1	52.0	65.7	57.2	20.1	52.0	65.7	57.2	20.1
2021	58.6	73.5	75.0	57.7	68.3	58.5	31.7	47.0	61.8	54.7	16.0	47.0	61.8	54.7	16.0
2022	44.7	69.2	39.1	53.9	64.1	55.7	30.9	43.8	54.5	49.5	14.4	43.8	54.5	49.5	14.4
2023	43.6	74.1	38.9	50.3	63.6	55.4	29.9	40.7	57.0	50.7	15.5	40.7	57.0	50.7	15.5
Middle Eastern/Latin American/African															
2019		100.0		67.5	75.5	68.3	52.0	42.9	51.4	50.0	31.3	42.9	51.4	50.0	31.3
2020				72.4	77.6	73.2	57.7	52.0	72.7	62.1	31.0	52.0	72.7	62.1	31.0
2021		100.0		68.4	78.0	70.3	56.0	59.4	60.0	64.7	29.4	59.4	60.0	64.7	29.4
2022	100.0		100.0	61.3	73.3	67.4	51.4	41.2	57.1	65.0	55.0	41.2	57.1	65.0	55.0
2023		100.0		58.8	68.8	66.0	49.5	50.0	45.2	56.0	28.0	50.0	45.2	56.0	28.0
Other Ethnicity															
2019				74.4	75.1	67.4	52.9	76.9	50.0	42.9	14.3	76.9	50.0	42.9	14.3
2020		50.0		74.6	81.0	74.3	56.9	31.3	80.0	60.0	10.0	31.3	80.0	60.0	10.0
2021			100.0	73.2	78.5	72.9	55.1	58.6	72.7	66.7	33.3	58.6	72.7	66.7	33.3
2022	100.0			65.5	77.0	66.3	53.4	35.0	78.3	75.0	12.5	35.0	78.3	75.0	12.5
2023		100.0		58.9	73.0	64.9	48.2	40.0	64.7	65.4	30.8	40.0	64.7	65.4	30.8
Pacific Peoples															
2019	25.0	100.0	100.0	61.8	71.3	60.3	30.3	49.0	63.3	57.0	17.9	49.0	63.3	57.0	17.9
2020	100.0	100.0		68.2	77.1	68.9	33.7	61.4	73.3	67.3	20.0	61.4	73.3	67.3	20.0
2021	100.0	66.7	28.6	62.3	71.5	64.9	33.0	50.2	62.0	59.7	19.1	50.2	62.0	59.7	19.1
2022		80.0	66.7	56.6	67.3	59.4	28.7	46.9	58.1	52.7	16.4	46.9	58.1	52.7	16.4
2023	66.7		60.0	50.6	63.5	59.1	28.3	34.1	51.7	49.3	15.0	34.1	51.7	49.3	15.0

PR2 CHARTS - Enrolment Based Cumulative Results by Ethnicity: Tamatea High School

